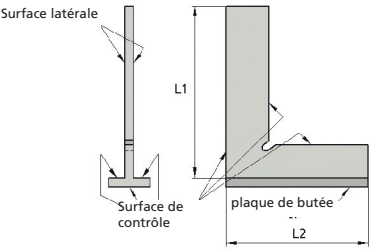
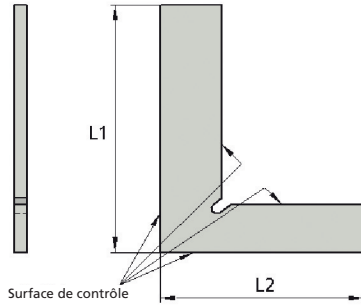


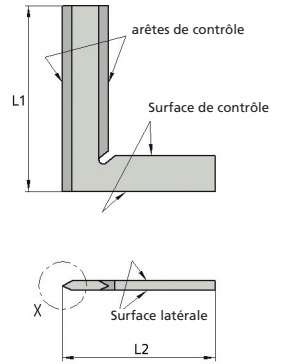
**Équerre à chapeau**



**Équerre plate**



**Équerre de précision**



**Tolérances de rectangularité (µm)**

| L1 (mm) | GG00 | GG0 | GG1 | GG2 |
|---------|------|-----|-----|-----|
| 50      | 3    | -   | -   | -   |
| 75      | 3    | 7   | 14  | 28  |
| 100     | 3    | 7   | 15  | 30  |
| 150     | 4    | 8   | 18  | 35  |
| 200     | 4    | 9   | 20  | 40  |
| 250     | 5    | 10  | 23  | 45  |
| 300     | 5    | 11  | 25  | 50  |
| 500     | 7    | 15  | 35  | 70  |
| 750     | 10   | 20  | 43  | 85  |
| 1000    | 12   | 25  | 60  | 120 |
| 1500    | 17   | 35  | 85  | 170 |

**Tolérances de planéité ou de rectitude (µm)**

| L1/L2 (mm) | GG00 | GG0 | GG1 | GG2 |
|------------|------|-----|-----|-----|
| 40         | 2    | -   | -   | -   |
| 50         | 2    | 3   | 5   | 10  |
| 70         | 2    | 3   | 5   | 11  |
| 75         | 2    | 3   | 6   | 11  |
| 100        | 2    | 3   | 6   | 12  |
| 130        | 3    | 3   | 7   | 13  |
| 150        | 3    | 4   | 7   | 14  |
| 165        | 3    | 4   | 7   | 15  |
| 175        | -    | -   | -   | 15  |
| 200        | 3    | 4   | 8   | 16  |
| 250        | 3    | 5   | 9   | 18  |
| 300        | 3    | 5   | 10  | 20  |
| 330        | 3    | 5   | 11  | -   |
| 375        | -    | -   | -   | 23  |
| 500        | 4    | 7   | 14  | 28  |
| 660        | 5    | 9   | 17  | -   |
| 750        | 5    | 10  | 19  | 38  |
| 1000       | 6    | 12  | 24  | 48  |
| 1500       | 8    | 17  | 34  | 68  |